

Jennifer Love
Gironda

FAEA 2018

Let's talk **TRASHION!**

(That's RECYCLED FASHION, ya'll!)

Some things that have helped me;

- ◊ Writing grants for materials via Pledgecents and Donors Choose
- ◊ Asking students, parents, staff, and friends to donate recycled items/old clothing items to upcycle

What do you need to start adding trashion to your curriculum?

o Trash/recyclables/hand me downs

o Adhesives (*masking tape, clear packing tape, glue sticks/glue guns, staples, brads, duct tape*)

o Creativity

Also helpful...

- **Garment racks** (*really good ones on Wayfair*)
- **Dress forms** (*You can buy the on Wal-Mart on-line, at fabric stores, ask clothing stores for their old dress forms...or make your own, literally- there are all kinds of DIY's on line!*)
- **Clothing hangers**...*don't feel like it has to be wearable, design something to just be viewed on the hanger- create your own 'pop up' boutique/gallery!*

Now I am just going to bombard you with images for inspiration.

*o*Please feel free to share.


*o*Please feel free to contact me to ask the 'how'

*o*Literally...it's gonna be many, many images!



Recycled Gowns

Newspaper, magazines, hot glue and dreams!



Examples of 'trashion' pieces that I have created...more on IG @artinw_damuse



Dress from Art Hive Magazines, cut into various size flowers, layered with hot glue and brads over an old petticoat. Layers of netting and jewels added for texture/sparkle.







Dress bottom made of newspaper.
Includes a telephone cord necklace and toilet paper roll cuff bracelet.




Dress made from newspaper and duct tape. Used a pencil to 'curl' paper for volume.




Installation at KCAI. I kept walking by a huge pile of bags of wool- I found a dress form and used two old bags to create a bodice and piece to visually connect the work.



Recycled bottles my students made for a Chihuly piece. I turned it into a temporary dress installation, pieces are linked with string over a banner paper and trash bag 'garment'.



Examples of student work (LWHS and Armory Fashion Camp kids) ...more @studio2_110



Newspaper, black trash bags, cassette tape and gems.



Recycled Jewelry and Accessories

*A little bit of this and that...but
always tons of fab!*



Examples of some my upcycled and recycled accessories...also on IG @miss_matchy_matchy



(bracelets) paint samples, toilet paper rolls (necklace) paint samples, piece of string





Old necklace, paint samples, melted plastic bottles, gems-base is a piece of felt



Old necklace, paint samples, melted plastic bottles, gems-base is a piece of felt



Old necklace, greeting cards, gems- base is a piece of felt



String, buttons, leftover confetti- base is a piece of felt






Old necklace, Art Hive Magazine cut into flower petals and layered on an old necklace, gems



Scrap fabric and gems glue to button backs and attached to fabric- detachable. Created these to also take off and use on a plain cocktail dress.




Temporary necklace installation- handmade shrink art butterfly wings
hand sewn into an existing necklace




Toilet paper roll bracelets



Sketchbook/Envelope Purse...made from collaged/painted cardboard, clear plastic packing tape, hot glue and string.



Scrap fabric and buttons glued to a felt backing, attached to rick-rack



Cassette, VHS tape and gems on an old necklace base

Additional Info;

jenniferlovegironda@gmail.com

www.jenniferlovegironda.com

Instagram(s)

@artinw_damuse, @studio2_110 and @miss_matchy_matchy

Student pieces show up under hash tag #LWHSfashionclub